

single sided direct vent **B** series



an experienced leader in the gas fireplace industry



The Art Of Fire Places

shown with Satin Black horizontal trim, optional refractory brick lining and optional three piece surround.

B series single-sided direct vent

Features Common to All Models:

- Fireplace may be installed using Top or Rear Direct Vent flue outlet for maximum versatility
- Horizontal trims are available in Satin Black, Polished Brass, or Stainless Steel
- Double burner design
- Ceramic fibre logset with glowing embers provide realism, detail and the glow of a real wood fire
- Large viewing area for a full view of the spectacular fire
- Snap-Lock door system for tool free access inside the firebox
- Hi/Lo control for adjusting flame level (standing pilot models)
- Piezo spark ignition
- Millivolt control allows for continuous operation, even during a power failure
- 100% fail-safe shut-off valve



Shown with optional square 'Willow' faceplate



Shown with optional curved 'Willow' faceplate



Shown with optional Starburst door cover and Stainless Steel trim.



Shown with optional Arched door cover, Satin Black trim, and three-piece Polished Brass surround.



Shown with optional Bay Window and Polished Brass trim.

Design Options:

- 50 and 100-CFM fan kits available to increase heat circulation. Both fan kits feature optional heat-activated control
- Arched door cover
- Starburst door cover
- Add-on bay window available with Satin Black, Polished Brass, or Stainless Steel trims
- Gracefully arched, laser-cut faceplate featuring an elegant Willow pattern
- Beautiful satin black laser-cut trim featuring an elegant Willow design
- 3 or 4 piece picture frame surrounds available in Polished Brass, Stainless Steel or Satin Black (2 Inches wide)
- Wireless remote control (with temperature and flame control or with on/off only)
- Refractory brick lining

B34-DV-2

- 18,000 BTU/H on Natural Gas & Propane
- CSA P4.1-02 Efficiency Rating 54%
- Steady State Efficiency Rating 58%

B38-DV-2

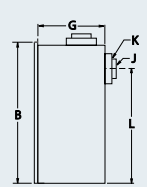
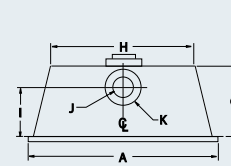
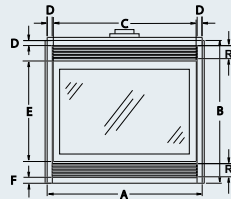
- 21,000 BTU/H on Natural Gas & Propane
- CSA P4.1-02 Efficiency Rating 52.6%
- Steady State Efficiency Rating 55%

Framing Dimensions					
	M	N	O	P	Q
B34-DV-2	36 ³ / ₄	33 ¹ / ₂	15 ¹ / ₂	50	35 ³ / ₈
B38-DV-2	39 ³ / ₄	37	17 ⁵ / ₈	56	39 ⁵ / ₈

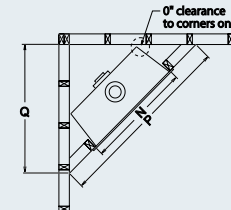
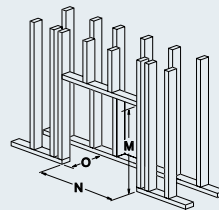
Clearance to Combustibles		
	B34-DV-2	B38-DV-2
Top (Rear Vent)*	8	7 ¹ / ₄
Top (Top Vent)*	15	15
Sides	1	0
Floor	0	0
Back	1	1
Mantel	8	6

Fireplace Dimensions													
	A	B	C	D	E	F	G	H	I	J	K	L	R
B34-DV-2	33 ³ / ₄	31 ¹ / ₂	31 ¹ / ₄	1 ¹ / ₄	18	1	13 ³ / ₄	21 ³ / ₄	8	4	7	25 ¹ / ₄	4 ³ / ₄
B38-DV-2	37 ³ / ₄	34 ¹ / ₂	30 ³ / ₄	1 ¹ / ₄	16 ³ / ₄	1	15 ⁷ / ₈	24 ¹ / ₈	9	4	7	28 ³ / ₈	4 ³ / ₄

fireplace dimensions



framing dimensions



Consult the owner's manual for complete installation instructions and proper clearances to combustible surfaces prior to installing fireplace.

Warranty: The manufacturer warrants this fireplace to be free from defects in materials and workmanship at the time of manufacture. There is a limited 10 year warranty on the firebox; 5 year limited warranty on the burner and 1 year limited warranty on the pilot burner assembly and fan motors (if included). The valve carries a limited 1 year warranty unless otherwise specified in the installation manual. Glass, plated/painted finishes and refractory lining are exempt.

All specifications, framing dimensions, product designs, materials and colors are subject to change without notice. The actual flame pattern and color may vary slightly from the illustrations. Diagrams and illustrations are not to scale.



MONTIGO DELRAY CORP.

Part# XB0108 - 012607 • Printed in Canada

Langley, BC • Ferndale, WA

Phone : (800) 378-3115 Fax: (866) 300-0927

Email: fireplaces@montigo.com • Website: www.montigo.com