

single sided direct vent / b-vent **C** series



an experienced leader in the gas fireplace industry



shown with Polished Brass trim, optional refractory brick lining and optional Starburst door cover.

The Art Of Fire Place

# C series single-sided direct vent / b-vent

## Features Common to All Models:

- Available in Direct Vent Version (-DV) with top or rear flue outlet, or B-Vent Version (-BV).
- Horizontal trims are available in Satin Black, Polished Brass, or Stainless Steel
- Double burner design
- Ceramic fibre logset with glowing embers provide realism, detail and the glow of a real wood fire
- Large viewing area for a full view of the spectacular fire
- Snap-Lock door system for tool free access inside the firebox
- Hi/Lo control for adjusting flame level (standing pilot models)
- Piezo spark ignition
- Millivolt control allows for continuous operation, even during a power failure
- 100% fail-safe shut-off valve



Shown with optional 'Willow' faceplate



Shown with optional 'Willow' trim



Shown with optional Satin Black trim, optional Arched door cover, and optional 3-piece Polished Brass surround

Clearances to Combustibles					
	C34-DV	C38-DV	C42-DV	C34-BV	C38-BV
Top - Rear Vent	8"	8"	8"	N/A	N/A
Top - Top Vent	15"	15"	15"	10"	15"
Back	0"	1"	1/2"	0"	0"
Sides	1"	0"	1"	0"	0"
Floor	0"	0"	0"	0"	0"
Mantle	6"	8"	8"	8"	6"



Shown with optional Bay Window, Polished Brass trim and brick lining.

## Design Options:

- 50 and 100-CFM fan kits available to increase heat circulation. Both fan kits feature optional heat-activated control (DV Models Only)
- Arched door cover
- Starburst door cover
- Add-on bay window available with Satin Black, Polished Brass, or Stainless Steel trims
- Gracefully arched, laser-cut faceplate featuring an elegant Willow pattern
- Beautiful satin black laser-cut trim featuring an elegant Willow design
- 3 or 4 piece picture frame surrounds available in Polished Brass, Stainless Steel or Satin Black (2 Inches wide)
- Wireless remote control (with temperature and flame control or with on/off only)
- Programmable digital thermostat
- Refractory brick lining



Shown with Stainless Steel trim

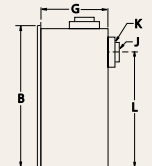
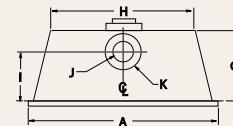
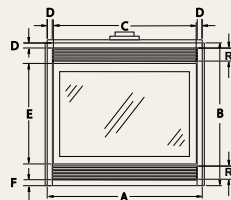


Shown with Satin Black trim

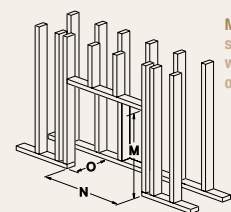
Fireplace Dimensions												
	A	B	C	D	E	F	G	H	I	J	K	L
C34-DV	33 <sup>3/4</sup>	31 <sup>1/2</sup>	31	1 <sup>1/4</sup>	18	1	13 <sup>3/4</sup>	21 <sup>3/4</sup>	8	5	8	25 <sup>1/4</sup>
C38-DV	37 <sup>3/4</sup>	34 <sup>1/2</sup>	34 <sup>3/4</sup>	1 <sup>1/4</sup>	21	1	15 <sup>7/8</sup>	24 <sup>1/8</sup>	9	5	8	28 <sup>3/8</sup>
C42-DV	42	38 <sup>3/4</sup>	38 <sup>3/4</sup>	1 <sup>1/4</sup>	24 <sup>1/2</sup>	1	16 <sup>3/4</sup>	27 <sup>7/8</sup>	10 <sup>1/4</sup>	5	8	32 <sup>1/2</sup>
C34-BV	33 <sup>3/4</sup>	31 <sup>1/2</sup>	31	1 <sup>1/4</sup>	18	1	13 <sup>3/4</sup>	21 <sup>3/4</sup>	8	4	N/A	N/A
C38-BV	37 <sup>3/4</sup>	34 <sup>1/2</sup>	34 <sup>3/4</sup>	1 <sup>1/4</sup>	21	1	15 <sup>7/8</sup>	24 <sup>1/8</sup>	9	5	N/A	N/A

Framing Dimensions					
	M	N	O	P	Q
C34-DV	36 <sup>3/4</sup>	33	14 <sup>1/2</sup>	50	35 <sup>3/8</sup>
C38-DV	39 <sup>3/4</sup>	37	17 <sup>3/8</sup>	56	39 <sup>3/8</sup>
C42-DV	44	41 <sup>1/4</sup>	18	61 <sup>3/8</sup>	43 <sup>3/8</sup>
C34-BV	36 <sup>3/4</sup>	33	14 <sup>1/2</sup>	50	35 <sup>3/8</sup>
C38-BV	39 <sup>3/4</sup>	37	16 <sup>3/8</sup>	56	39 <sup>3/8</sup>

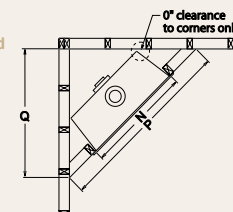
## fireplace dimensions



## framing dimensions



Model C34-BV should be framed with the header on its edge.



## C34-DV

- 20,000 BTU/H on Natural Gas & Propane
- CSA P.4.1-02 Efficiency Rating 45.6%

## C38-DV

- 25,000 BTU/H on Natural Gas & Propane
- CSA P.4.1-02 Efficiency Rating 48%

## C42-DV

- 27,000 BTU/H on Natural Gas & Propane
- CSA P.4.1-02 Efficiency Rating 48%

## C34-BV

- 18,000 BTU/H on Natural Gas & Propane

## C38-BV

- 23,000 BTU/H on Natural Gas & Propane

Consult the owner's manual for complete installation instructions and proper clearances to combustible surfaces prior to installing fireplace.

**Warranty:** The manufacturer warrants this fireplace to be free from defects in materials and workmanship at the time of manufacture. There is a limited 10 year warranty on the firebox; 5 year limited warranty on the burner and 1 year limited warranty on the pilot burner assembly and fan motors (if included). The valve carries a limited 1 year warranty unless otherwise specified in the installation manual. Glass, plated/painted finishes and refractory lining are exempt.

All specifications, framing dimensions, product designs, materials and colors are subject to change without notice. The actual flame pattern and color may vary slightly from the illustrations. Diagrams and illustrations are not to scale.



MONTIGO DELRAY CORP. Part# XB0104 • Rev 10/05 • Printed in Canada

Langley, BC • Ferndale, WA  
 Phone : (800) 378-3115 Fax: (866) 300-0927  
 Email: fireplaces@montigo.com • Website: www.montigo.com